

ST. CELESTINE PARISH BRICK PAVERS – 3 BRICK SIZES AVAILABLE – SEE OTHER SIDE

ICONS ARE AVAILABLE AT AN ADDITIONAL \$10 EACH (UP TO 2 ICONS PER BRICK). ICON CHOICES SHOWN ON REVERSE SIDE OF THIS ORDER FORM & WEBSITE.

INDICATE PLACEMENT OF ICON BY SHADING IN THE APPROPRIATE NUMBER OF SQUARES ON THE APPROPRIATE NUMBER OF LINES AS NOTED.

THE ENGRAVING COMPANY RESERVES THE RIGHT TO EDIT THE TEXT AND DETERMINE THE FINAL LOCATION OF THE ICONS.

CLEARLY PRINT BELOW IN CAPITAL LETTERS ONLY AS YOU WISH THE INSCRIPTION TO APPEAR ON THE BRICK.

LETTERS, NUMBERS, SYMBOLS, SPACES & PUNCTUATION MARKS EACH COUNT AS A CHARACTER.

ALL TEXT WILL BE CENTERED ON THE BRICK BY THE ENGRAVING COMPANY.

4"X8" BRICK/\$75 -- 3 LINES -- 13 CHARACTERS PER LINE

Optional: ICON # _____ +\$10

ICON # _____ +\$10

LINE 1	<input type="checkbox"/>	<input type="checkbox"/>	<input type="checkbox"/>	<input type="checkbox"/>	<input type="checkbox"/>	<input type="checkbox"/>	<input type="checkbox"/>	<input type="checkbox"/>	<input type="checkbox"/>	<input type="checkbox"/>	<input type="checkbox"/>	<input type="checkbox"/>
LINE 2	<input type="checkbox"/>	<input type="checkbox"/>	<input type="checkbox"/>	<input type="checkbox"/>	<input type="checkbox"/>	<input type="checkbox"/>	<input type="checkbox"/>	<input type="checkbox"/>	<input type="checkbox"/>	<input type="checkbox"/>	<input type="checkbox"/>	<input type="checkbox"/>
LINE 3	<input type="checkbox"/>	<input type="checkbox"/>	<input type="checkbox"/>	<input type="checkbox"/>	<input type="checkbox"/>	<input type="checkbox"/>	<input type="checkbox"/>	<input type="checkbox"/>	<input type="checkbox"/>	<input type="checkbox"/>	<input type="checkbox"/>	<input type="checkbox"/>

4"x8" BRICK - \$75

3 Lines of Text
13 Characters per Line

8"X8" BRICK/\$150 -- 6 LINES -- 13 CHARACTERS PER LINE

Optional: ICON # _____ +\$10

ICON # _____ +\$10

LINE 1	<input type="checkbox"/>	<input type="checkbox"/>	<input type="checkbox"/>	<input type="checkbox"/>	<input type="checkbox"/>	<input type="checkbox"/>	<input type="checkbox"/>	<input type="checkbox"/>	<input type="checkbox"/>	<input type="checkbox"/>	<input type="checkbox"/>	<input type="checkbox"/>
LINE 2	<input type="checkbox"/>	<input type="checkbox"/>	<input type="checkbox"/>	<input type="checkbox"/>	<input type="checkbox"/>	<input type="checkbox"/>	<input type="checkbox"/>	<input type="checkbox"/>	<input type="checkbox"/>	<input type="checkbox"/>	<input type="checkbox"/>	<input type="checkbox"/>
LINE 3	<input type="checkbox"/>	<input type="checkbox"/>	<input type="checkbox"/>	<input type="checkbox"/>	<input type="checkbox"/>	<input type="checkbox"/>	<input type="checkbox"/>	<input type="checkbox"/>	<input type="checkbox"/>	<input type="checkbox"/>	<input type="checkbox"/>	<input type="checkbox"/>
LINE 4	<input type="checkbox"/>	<input type="checkbox"/>	<input type="checkbox"/>	<input type="checkbox"/>	<input type="checkbox"/>	<input type="checkbox"/>	<input type="checkbox"/>	<input type="checkbox"/>	<input type="checkbox"/>	<input type="checkbox"/>	<input type="checkbox"/>	<input type="checkbox"/>
LINE 5	<input type="checkbox"/>	<input type="checkbox"/>	<input type="checkbox"/>	<input type="checkbox"/>	<input type="checkbox"/>	<input type="checkbox"/>	<input type="checkbox"/>	<input type="checkbox"/>	<input type="checkbox"/>	<input type="checkbox"/>	<input type="checkbox"/>	<input type="checkbox"/>
LINE 6	<input type="checkbox"/>	<input type="checkbox"/>	<input type="checkbox"/>	<input type="checkbox"/>	<input type="checkbox"/>	<input type="checkbox"/>	<input type="checkbox"/>	<input type="checkbox"/>	<input type="checkbox"/>	<input type="checkbox"/>	<input type="checkbox"/>	<input type="checkbox"/>

8"x8" BRICK - \$150


6 Lines of Text
13 Characters per Line

Icon choices are listed on the other side with many more on our website.

Allow appropriate number of spaces & lines for each icon as noted.

Indicate icon number next to brick choice. Add an additional \$10 for each icon you choose.

See other side for 8"x16" brick option & icon numbers & styles.



IMPORTANT: COMPLETE THIS ENTIRE SECTION – PLEASE PRINT

NAME: _____ PHONE: _____

ADDRESS/CITY/STATE _____

E-MAIL: _____

MAKE CHECK PAYABLE TO: **ST. CELESTINE PARISH** – CHECK # _____ AMOUNT \$ _____ CASH _____ AMOUNT \$ _____

INDICATE AT WHICH ENTRANCE YOU WANT YOUR BRICK INSTALLED: _____ 76TH COURT – OR -- _____ WELLINGTON AVENUE

8"X16" BRICK/\$300 – 6 LINES – 26 CHARACTERS PER LINE

Optional: ICON # _____ +\$10


ICON # _____ +\$10

LINE 1																									
LINE 2																									
LINE 3																									
LINE 4																									
LINE 5																									
LINE 6																									


8"x16" BRICK - \$300

6 Lines of Text
26 Characters per Line


Great choice when choosing icons using more spaces.



3 spaces on 2 lines



4 spaces on 2 lines



6 spaces on 3 lines

Use this area to write any special instructions or notes:

SAMPLE FORMAT

X 8"X8" BRICK/\$150 – 6 LINES – 13 CHARACTERS PER LINE Optional: ICON # 5a +\$10 ICON # 11a +\$10

LINE 1	J	U	S	T		M	A	R	R	I	E	D	
LINE 2													
LINE 3													
LINE 4	D	A	N	I	E	L		A	N	D			
LINE 5	A	L	Y	S	S	A		S	O	U	L	I	S
LINE 6	M	A	Y		2	.		2	0	1	6		

Sample of 8 x 8 brick using Icons 5a (cross) and 11a (hearts) on Lines 2 & 3, using 6 spaces on each line (since 2 Icons were added) as indicated by shading in the boxes with ink and/or inserting a large "X" in the boxes. Engraver will automatically center any text, but the icon's location is determined by purchaser. Icon could have been located in two of the corners rather than in the center; it's the purchaser's choice. Total due for 8x8 brick + 2 icons = \$150 + \$10 + \$10 = \$170.

Additional icon choices can be found on our website at www.stcelestineparish.org/bricks.

Enter the Icon Number next to the brick size you are ordering, as well as shading in the correct number of squares the icon will use.

**THANK YOU FOR PURCHASING
A MEMORIAL BRICK**